

DIRECT SYSTEM

VENEER OCCLUSIONVD COMPOSITE


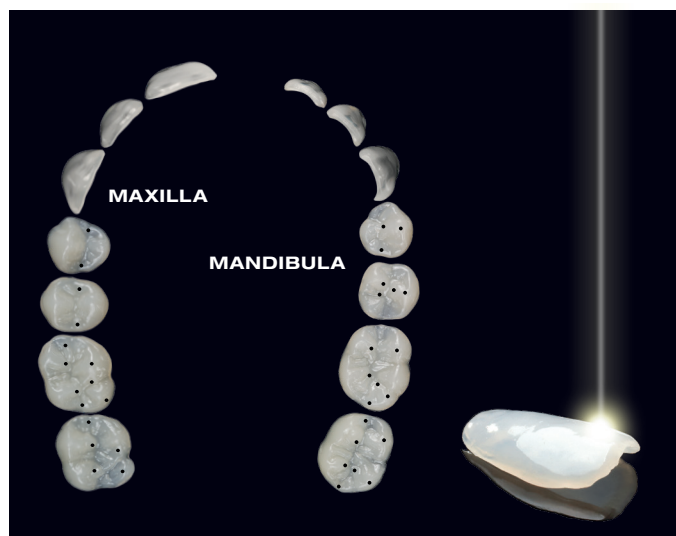
edelweiss
DENTISTRY

UNIQUE HYBRID-ENAMEL SHELLS FOR ANTERIOR AND POSTERIOR RESTORATIONS

Thanks to the unique laser-sintering manufacturing process, the translucent enamel and occlusion shells (VENEER & OCCLUSIONVD) stand out for their inorganic, ceramic-like surface through a process of vitrification and tempering of the composite body.

The VENEERS and OCCLUSIONVDs represent the anatomic foundations for single or complete reconstructions and for increasing the vertical dimension in the posterior region. Hence, a functioning anterior cuspid guidance can also be obtained using edelweiss VENEERS & OVDs.

The difference lies in it's similarity with nature!



MINIMAL INVASIVE & COST-EFFECTIVE


	COMPOSITE	VENEER & OCCLUSIONVD
Flexural Strength	150 MPa	200 MPa
Compressive Strength	480 MPa	550 MPa
Flexural Modulus	12.5 (dentin) - 16 GPa (enamel)	20 GPa
Surface Hardness	80 HV	100 HV
Polymerization Shrinkage	2.50 %	—

ADVANTAGES

- One appointment
- Minimally invasive
- Natural look
- Long-lasting
- Biomechanical
- Biocompatible
- Antibacterial
- Economical

INDICATIONS

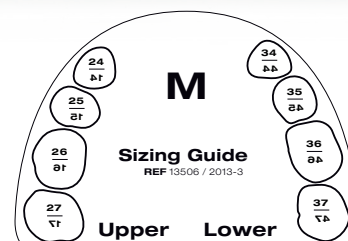

- Anterior and posterior restorations
- Tooth discolorations
- Anatomical deformities
- Diastema
- Erosion & Attrition
- Customized Veneers, Crowns & Bridges
- Crown facings
- Increasing the vertical dimension (OVD)



ALWAYS THE RIGHT SIZE

The edelweiss VENEERS and OCCLUSIONVDs are provided in different sizes. Using the edelweiss Sizing Guides, it is possible to easily determine the appropriate size of enamel shells.

VENEER Sizes: XS, S, M, L OCCLUSIONVD Sizes: S, M, L



CLINICAL CASE

FULL MOUTH REHABILITATION
WITH VENEERS & OCCLUSIONVDs

edelweiss
DENTISTRY



FREE ONLINE EDUCATION

Explore our free step by step videos and quick tips on the edelweiss website and learn how to optimally treat your patients in short time.
www.edelweissdentistry.com/videos

LIVE WORKSHOPS FOR YOUR SUCCESS

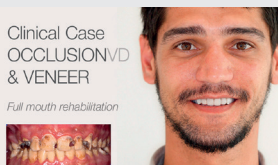
Experience the edelweiss system live on one of our Workshops with hands-on demonstrations. Get in touch with your sales representative or go to www.edelweissdentistry.com/education-center



Visit our edelweiss video library!



Marc Bachmann
Webinar DT Study Club
Bio-Aesthetics &
Function in one
appointment (English)



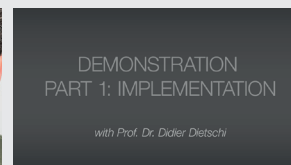
Sanette Muller &
Stephan Lampl
Full mouth rehabilitation
/ Amelogenesis
Imperfecta



Stephan Lampl &
Claudio Novelli
Full mouth rehabilitation
with edelweiss VENEERS
& OCCLUSIONVDs



Stephan Lampl &
Claudio Novelli
Full mouth rehabilitation
My story / Robert
Lucero



Didier Dietschi
Implementation &
characterization of
edelweiss VENEERS

... and many more step-by-step documentaries and lectures on our site!

edelweiss dentistry ® and the edelweiss Logo ® are registered trademarks of edelweiss dentistry products gmbh • Austria

© 2019 edelweiss dentistry products gmbh • Austria. All material contained in this brochure are the property of edelweiss dentistry products gmbh • Austria. No part of this publication may be reproduced, distributed, or transmitted in any form or by any means, without the prior written permission of the edelweiss dentistry products gmbh • Austria. All Rights Reserved.