

DIRECT SYSTEM

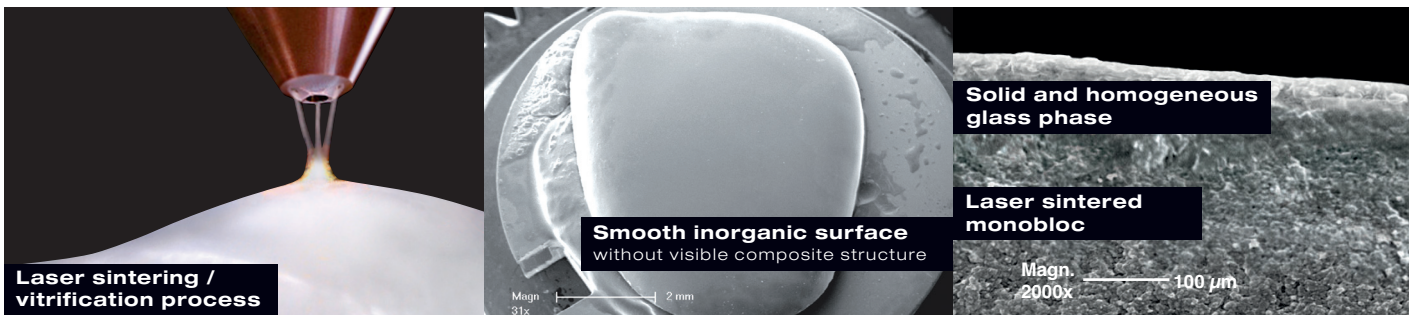
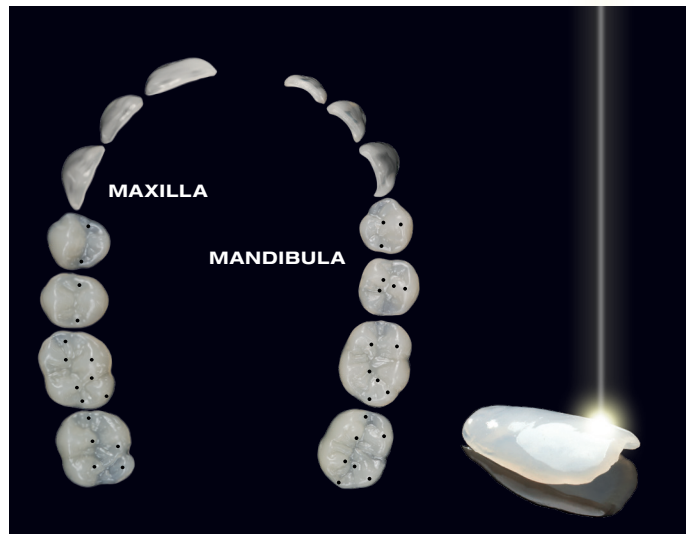
VENEER OCCLUSIONVD COMPOSITE

UNIQUE HYBRID-ENAMEL SHELLS FOR ANTERIOR AND POSTERIOR RESTORATIONS

Thanks to the unique laser-sintering manufacturing process, the translucent enamel and occlusion shells (VENEER & OCCLUSIONVD) stand out for their inorganic, ceramic-like surface through a process of vitrification and tempering of the composite body.

The VENEERS and OCCLUSIONVDs represent the anatomic foundations for single or complete reconstructions and for increasing the vertical dimension in the posterior region. Hence, a functioning anterior cuspid guidance can also be obtained using edelweiss VENEERS & OVDs.

The difference lies in it's similarity with nature!



| | COMPOSITE | VENEER & OCCLUSIONVD |
|--------------------------|------------------------------------|----------------------|
| Flexural Strength | 150 MPa | 200 MPa |
| Compressive Strength | 480 MPa | 550 MPa |
| Flexural Modulus | 12.5 (dentin) - 16 GPa (enamel) | 20 GPa |
| Surface Hardness | 80 HV | 100 HV |
| Polymerization Shrinkage | 2.50 % | — |


MINIMAL INVASIVE & COST-EFFECTIVE

ADVANTAGES

- One appointment
- Minimally invasive
- Natural look
- Long-lasting
- Biomechanical
- Biocompatible
- Antibacterial
- Economical

INDICATIONS

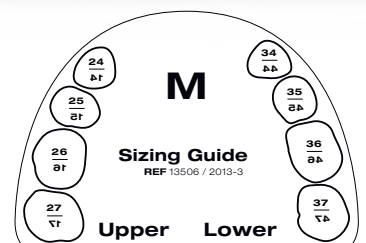
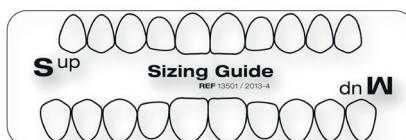
- Anterior and posterior restorations
- Tooth discolorations
- Anatomical deformities
- Diastema
- Erosion & Attrition
- Customized Veneers, Crowns & Bridges
- Crown facings
- Increasing the vertical dimension (OVD)



ALWAYS THE RIGHT SIZE

The edelweiss VENEERS and OCCLUSIONVDs are provided in different sizes. Using the edelweiss Sizing Guides, it is possible to easily determine the appropriate size of enamel shells.

VENEER Sizes: XS, S, M, L OCCLUSIONVD Sizes: S, M, L



CLINICAL CASE
FULL MOUTH REHABILITATION
WITH VENEERS & OCCLUSIONVDs



FREE ONLINE EDUCATION

Explore our free step by step videos and quick tips on the edelweiss website and learn how to optimally treat your patients in short time.
www.edelweissdentistry.com/videos

LIVE WORKSHOPS FOR YOUR SUCCESS

Experience the edelweiss system live on one of our Workshops with hands-on demonstrations. Get in touch with your sales representative or go to www.edelweissdentistry.com/education-center



Visit our edelweiss video library!

Bio-Ästhetik & Funktion in einer Sitzung
 DT Study Club mit Dr. med. dent. Marc Bachmann

Marc Bachmann
 Webinar DT Study Club Bio-Aesthetics & Function in one appointment (English)

OCCLUSIONVD & VENEER
 Full mouth rehabilitation

Sanette Muller & Stephan Lampl
 Full mouth rehabilitation / Amelogenesis Imperfecta

OCCLUSIONVD & VENEER
 Full mouth rehabilitation, lifting the vertical dimension

Stephan Lampl & Claudio Novelli
 Full mouth rehabilitation with edelweiss VENEERS & OCCLUSIONVDs

OCCLUSIONVD & VENEER
 Full mouth rehabilitation interview with Dr. Bob Lucero

Stephan Lampl & Claudio Novelli
 Full mouth rehabilitation My story / Robert Lucero

DEMONSTRATION PART 1: IMPLEMENTATION
 with Prof. Dr. Didier Dietschi

Didier Dietschi
 Implementation & characterization of edelweiss VENEERS

... and many more step-by-step documentaries and lectures on our site!

edelweiss dentistry ® and the edelweiss Logo ® are registered trademarks of edelweiss dentistry products gmbh • Austria

© 2019 edelweiss dentistry products gmbh • Austria. All material contained in this brochure are the property of edelweiss dentistry products gmbh • Austria. No part of this publication may be reproduced, distributed, or transmitted in any form or by any means, without the prior written permission of the edelweiss dentistry products gmbh • Austria. All Rights Reserved.