


DIRECT SYSTEM

PEDIATRIC CROWN PEDIATRIC VENEER

edelweiss
DENTISTRY

A Breakthrough in Pediatric Dentistry



The bio-ceramic edelweiss PEDIATRIC CROWN are characterized by a homogeneous glass-ceramic phase embedded in a carbon matrix, which makes them both highly antibacterial and plaque resistant.

They are biocompatible; they have the same abrasion as natural teeth, hence the edelweiss PEDIATRIC CROWN & VENEER does not damage the antagonist tooth.

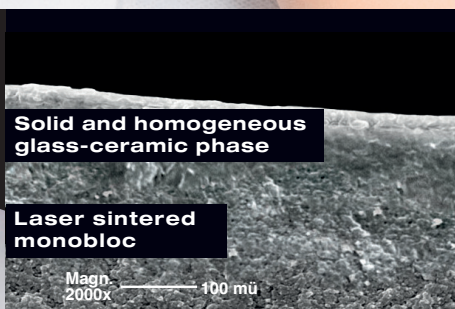

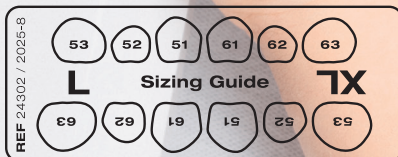
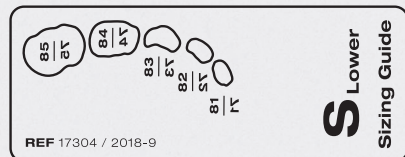

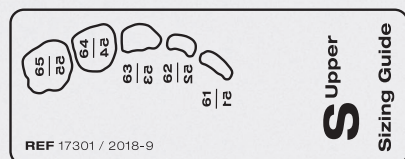
The mesial and distal margins of the edelweiss PEDIATRIC CROWN & VENEER follow the natural gingival line of the milk teeth.

The edelweiss PEDIATRIC CROWN & VENEER perfectly imitates the natural milk tooth in both form and function. The pre-fabricated, bio-esthetical morphology allows for a quick and safe treatment.

You can achieve maximum esthetical results, which are minimally invasive, in one appointment. No matter what the dental situation, edelweiss has the right solution.

Explore our revolutionary
**«DIRECT SYSTEM -
PEDIATRIC CROWN &
VENEER»** a safe and easy
treatment creating healthy
smiles for children.

PEDIATRIC CROWN & VENEER - SIZING GUIDE SIZES: S, M, L, XL (UPPER AND LOWER)





Dr. Jessica J. Sidharta
D.M.D. C.D.T.

edelweiss PEDIATRIC CROWN

"The treatment of carious milk teeth needs more attention, ability and concentration on the part of the dentist. Up until now, stainless steel crowns were for me the single and easiest way of getting a functional restoration with minimal costs.

But most kids and their parents were very disappointed with the dark looks and poor esthetics. Even after explaining to parents about the function in these cases they were not satisfied. Parents wanted both esthetics and function in a single crown. For me the edelweiss PEDIATRIC CROWNS is the perfect way to administer a perfectly naturally esthetic crown with minimal invasive procedures where I am in total control of the final outcome. The edelweiss PEDIATRIC CROWN has all the qualities on an ideal pediatric crown that I need."

"The difference lies in its easy and safe treatment."



YESTERDAY



TODAY



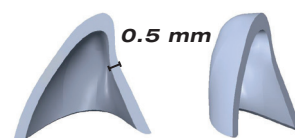
ADVANTAGES

- Pre-fabricated for all types of milk teeth in four universal sizes
- Morphology protects the pulpal-peaks of milk teeth
- Minimally-invasive
- Cuts like a natural tooth
- Biocompatible & bio-functional
- Antibacterial and plaque resistant
- Natural abrasion-behavior
- Repairable
- Cost-effective

INDICATIONS

- Anterior and posterior restorations
- Discoloration of primary teeth
- Morphological deformations
- Congenitally malformed primary teeth
- Developmental defects
- Poor enamel quality
- Increased carious activity
- Restoration of teeth after pulpectomy or pulpotomy procedures
- Fractured primary teeth following trauma
- Severe bruxism
- Erosion

TECHNICAL DATA



PEDIATRIC CROWN
thickness: 0.5 mm

Flexural Strength	200 MPa
Compressive Strength	550 MPa
Flexural Modulus	20 GPa
Surface Hardness	100 HV

(Source: internal data edelweiss dentistry)

office@edelweissdentistry.com
www.edelweissdentistry.com